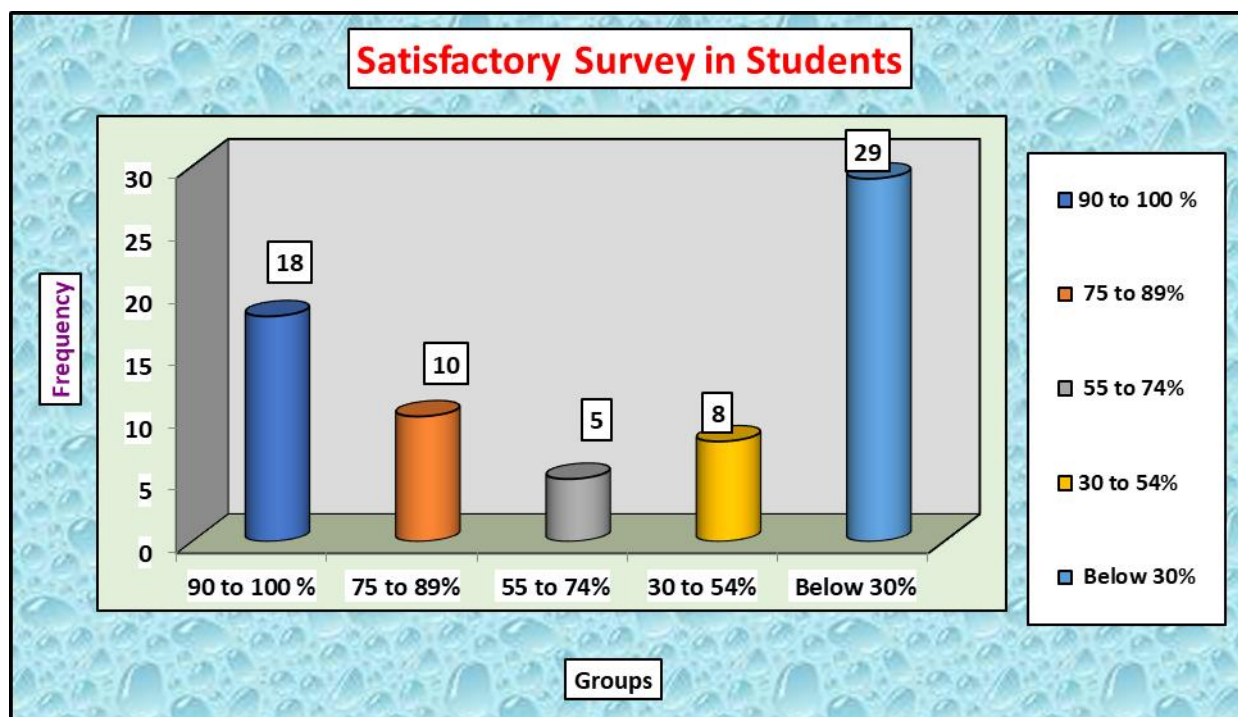


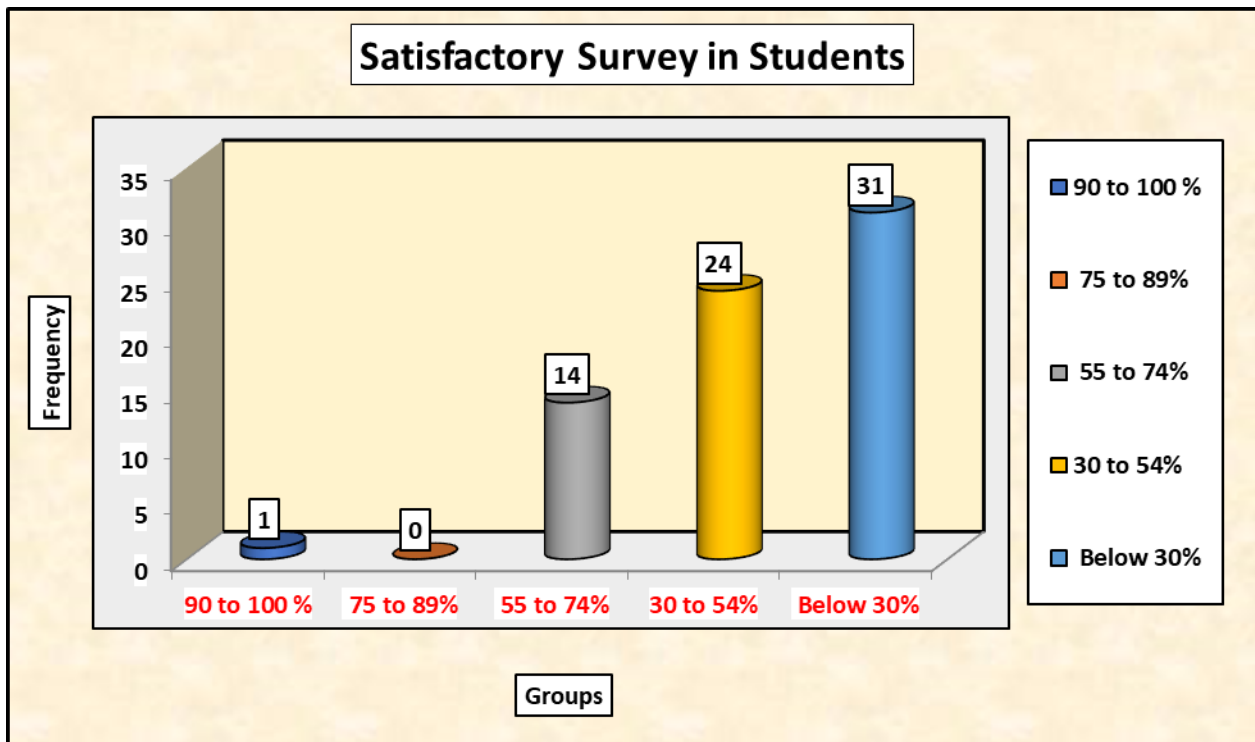
Student's Satisfaction Survey Report (2023-24)

Student's Satisfaction Survey was conducted and results were Analysed, A total of 70 students across all the professional years of MBBS program at the end of the pre-final practical exams of 2023-24.

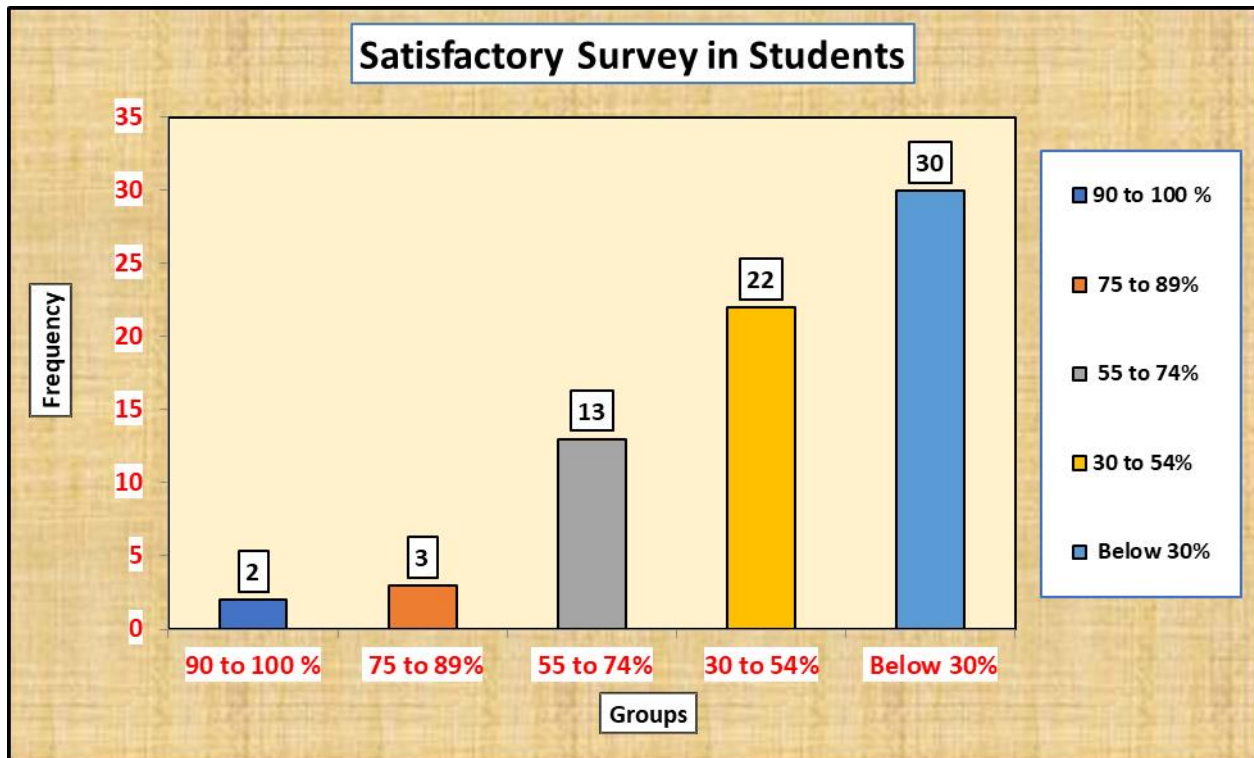
Que No.	Question	Groups	Frequency	Percentage
1	How much of the Syllabus was covered in the Class in which you are studying?	90 to 100 %	18	25.71
		75 to 89%	10	14.29
		55 to 74%	5	7.14
		30 to 54%	8	11.43
		Below 30%	29	41.43



Que No.	Question	Groups	Frequency	Percentage
2	What percentage of teachers are effectively communicating Knowledge, Soft skills and Practical Aspects in Teaching Learning process?	90 to 100 %	1	1.43
		75 to 89%	0	0.00
		55 to 74%	14	20.00
		30 to 54%	24	34.29
		Below 30%	31	44.29

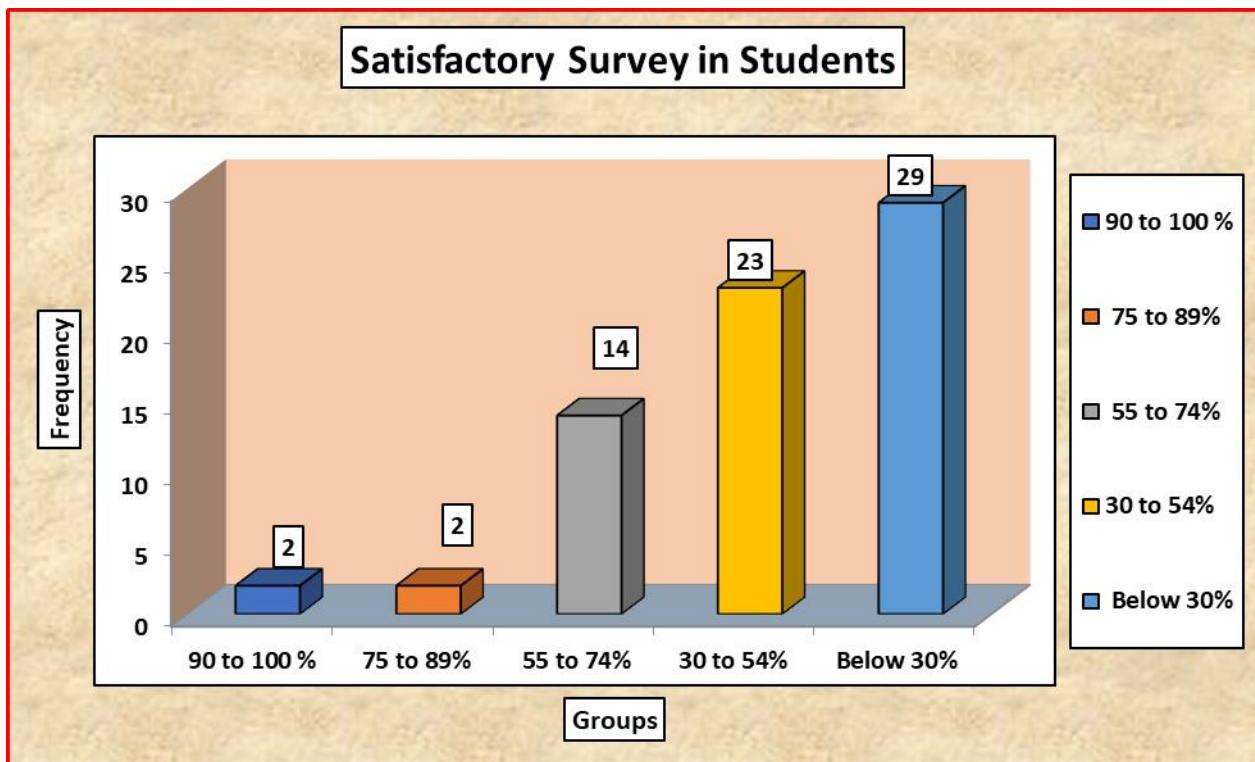


Que No.	Question	Groups	Frequency	Percentage
3	To What extent Clinical and Practical facilities related to your Class have been made available to you?	90 to 100 %	2	2.86
		75 to 89%	3	4.29
		55 to 74%	13	18.57
		30 to 54%	22	31.43
		Below 30%	30	42.86





Que No.	Question	Groups	Frequency	Percentage
4	What extent of training you are provided in the Skill and Practical Labs, Clinical Ward Rounds and Practical exercises?	90 to 100 %	2	2.86
		75 to 89%	2	2.86
		55 to 74%	14	20.00
		30 to 54%	23	32.86
		Below 30%	29	41.43



DR. ULHAS PATIL MEDICAL COLLEGE & HOSPITAL

Recognized by National Medical Commission, Approved by Central Govt. of India, New Delhi,

Letter no. MCI-34(41)/2012-med./158127, dated 05/02/2013

Affiliated to Maharashtra University of Health Sciences, Nashik [College Code-1306]

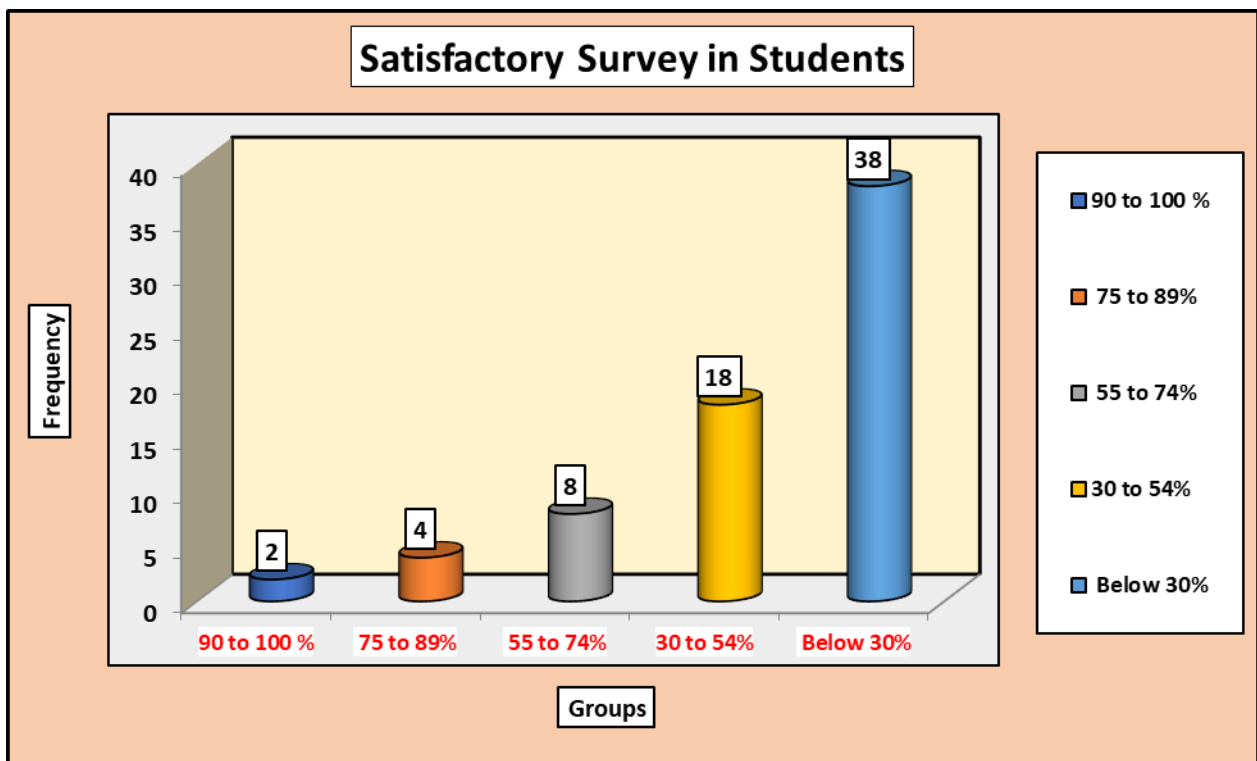
Jalgaon-Bhusawal Road, Jalgaon Kh, Tal. & Dist. Jalgaon 425309 Tel. No.(0257)2366657, 2366678

Email ID : dupmcj@yahoo.in, dupmcj@gmail.com Website : www.dupmc.ac.in

NAAC ACCREDITED

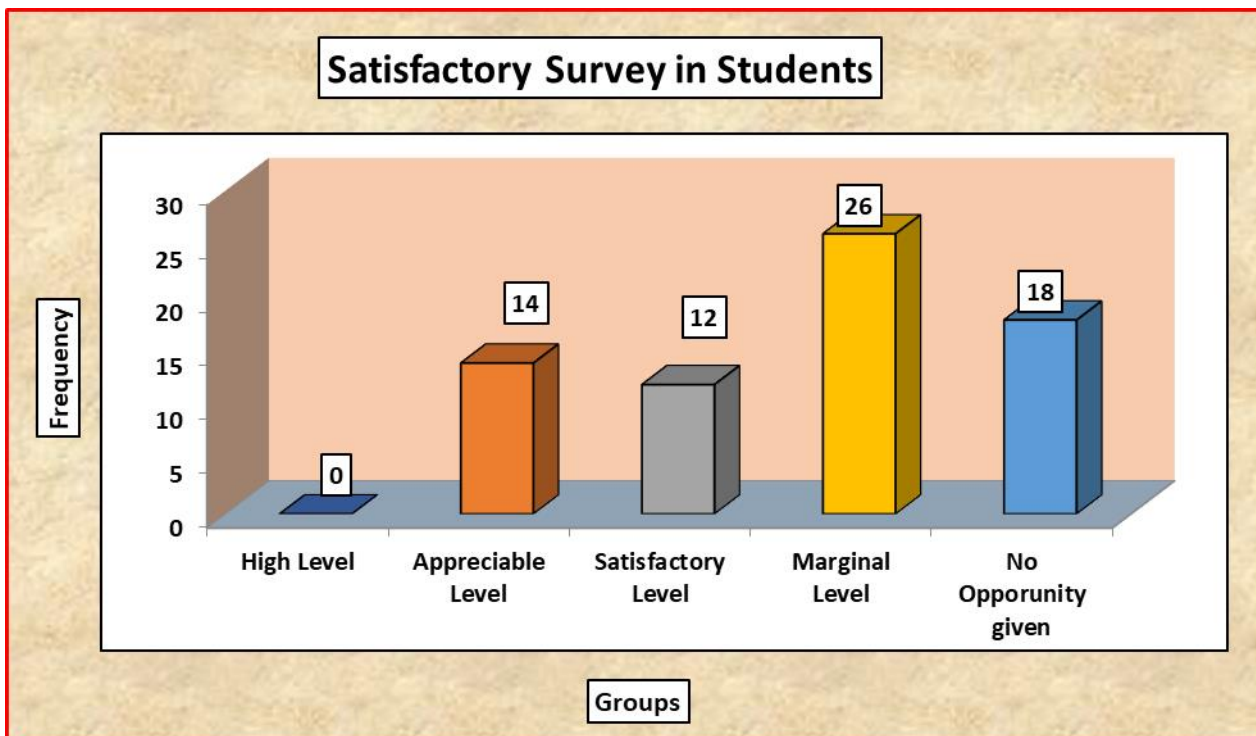


Que No.	Question	Groups	Frequency	Percentage
5	What percentage of teachers use ICT enabled methods like Multimedia (Audio-Video), Web Based materials and e-resources while teaching?	90 to 100 %	2	2.86
		75 to 89%	4	5.71
		55 to 74%	8	11.43
		30 to 54%	18	25.71
		Below 30%	38	54.29



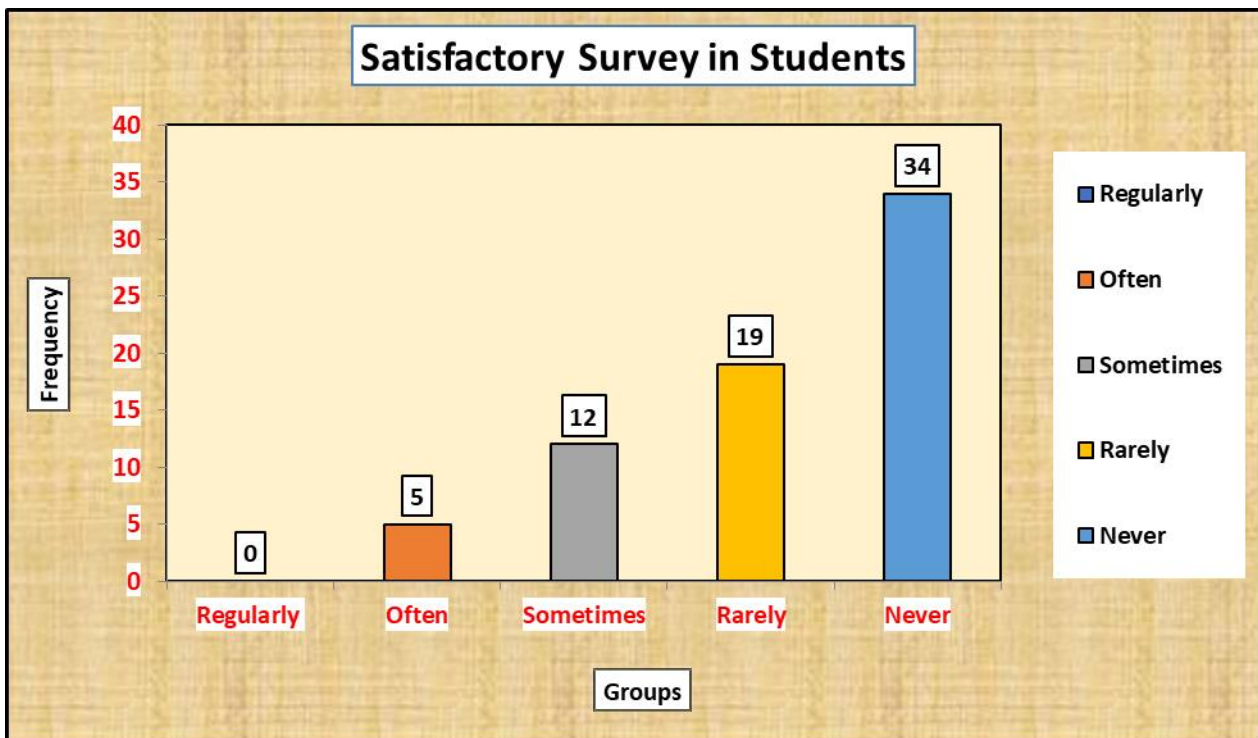


Que No.	Question	Groups	Frequency	Percentage
6	To What extent the academic environment and class room teaching has improved your creative and analytical skills	High Level	0	0.00
		Appreciable Level	14	20.00
		Satisfactory Level	12	17.14
		Marginal Level	26	37.14
		No Opporunity given	18	25.71



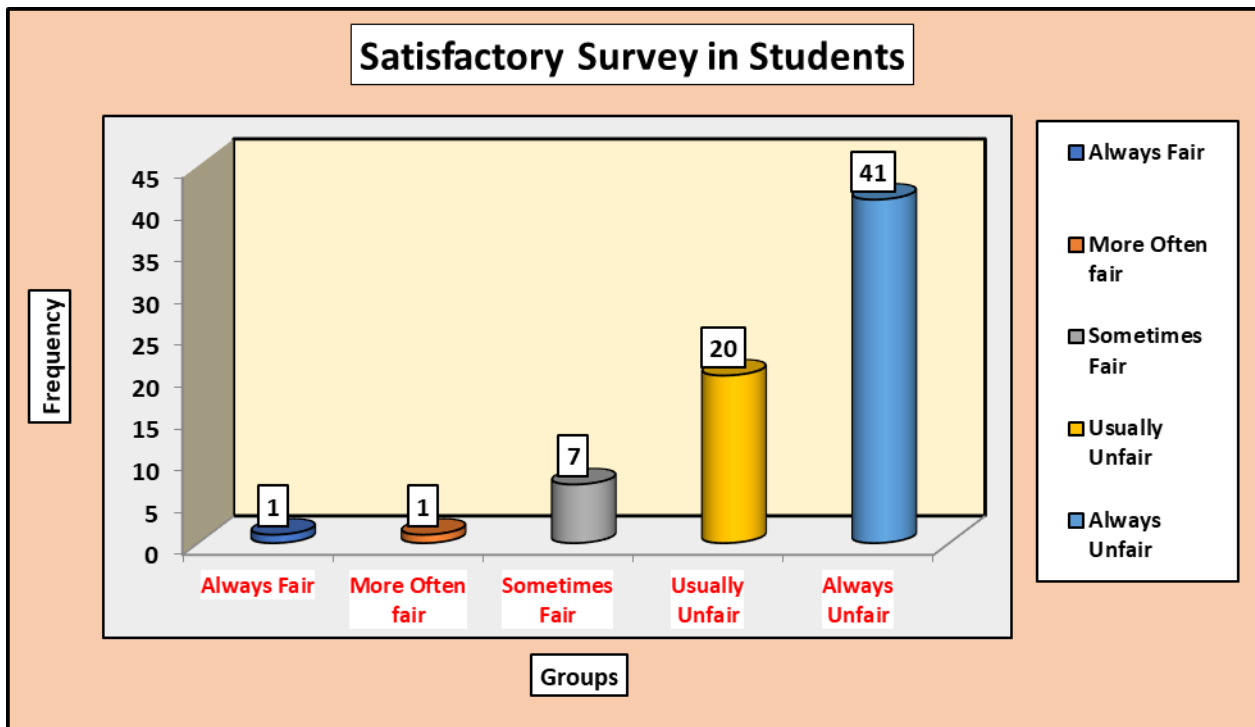


Que No.	Question	Groups	Frequency	Percentage
7	How frequently your performance in academic assignments are discussed and reviewed with you by your teachers?	Regularly	0	0.00
		Often	5	7.14
		Sometimes	12	17.14
		Rarely	19	27.14
		Never	34	48.57

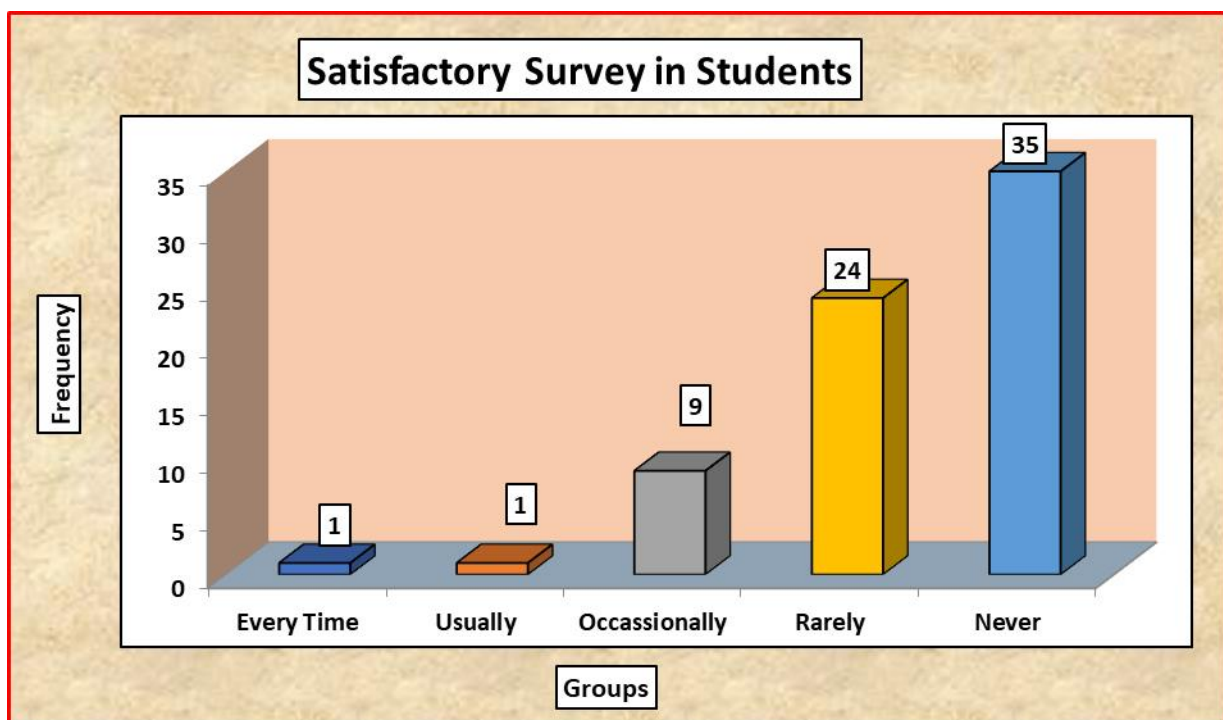




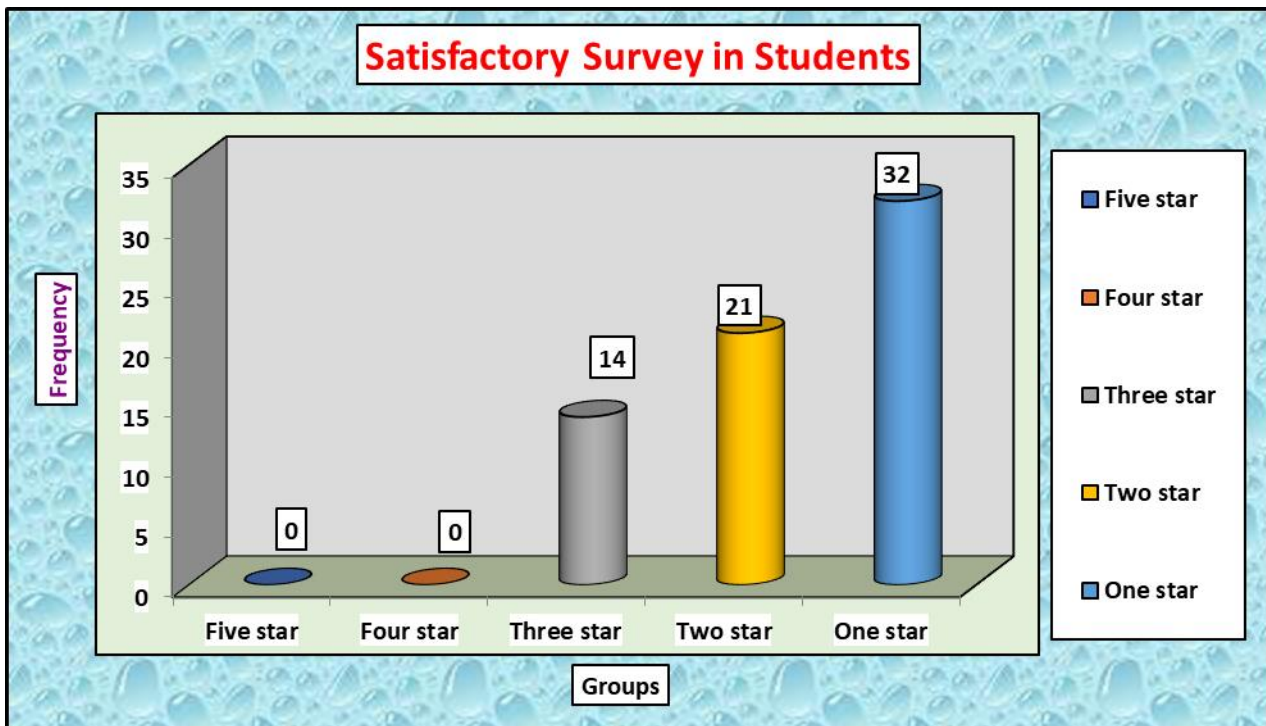
Que No.	Question	Groups	Frequency	Percentage
8	What is your opinion about the fairness of the Internal Assessment Exams and evaluation process by the teachers?	Always Fair	1	1.43
		More Often fair	1	1.43
		Sometimes Fair	7	10.00
		Usually Unfair	20	28.57
		Always Unfair	41	58.57



Que No.	Question	Groups	Frequency	Percentage
9	Do your teachers help you identify your strengths and weaknesses and help you develop or overcome them?	Every Time	1	1.43
		Usually	1	1.43
		Occasionally	9	12.86
		Rarely	24	34.29
		Never	35	50.00



Que No.	Question	Groups	Frequency	Percentage
10	How would you rate the Quality of Teaching, Learning and Evaluation in our institute in terms of Star Rating?	Five star	0	0.00
		Four star	0	0.00
		Three star	14	20.00
		Two star	21	30.00
		One star	32	45.71



[Signature]

Dean,
Dr. Ulhas Patil Medical College
& Hospital, Jalgaon Kh.